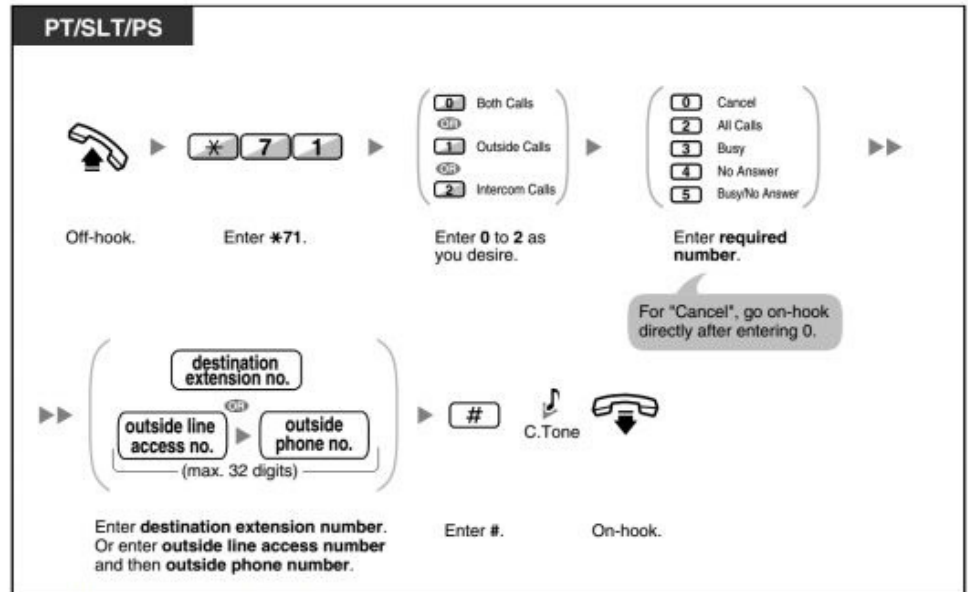




WTCO
WE TRANSFORM COMMUNICATIONS

Start Your Digital Transformation
With Us.

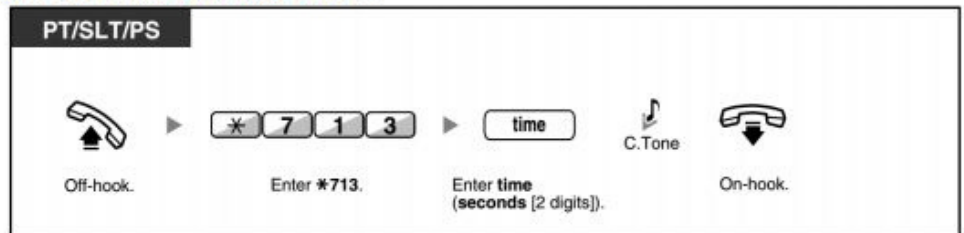
Panasonic- Handset Programming Call Forwarding



Voicemail Extension no. = 500

Main Incoming calls Extension no. = 900

To set the No Answer timer



Forwarding to Voicemail or Reception

To cancel all other fwd's and return your ext to normal, Busy/No Answer to Voicemail, press Speaker and dial

- *71 0 5 500 #, you will hear a confirmation tone.
- Press Speaker to hang up.

To fwd all calls to another extension, press Speaker and dial

- *71 0 2 (Ext no.) #, you will hear a confirmation tone.
- Press Speaker to hang up.

To fwd external calls (Calls made to your direct number 5560 39XX) to the main number and still have internal calls going to your Voicemail, press Speaker and dial

- *71 1 2 900 #, you will hear a confirmation tone
- Press Speaker to hang up.

Press Speaker again and dial

- *71 2 5 500 #, you will hear a confirmation tone.
- Press Speaker to hang up.

PH 03 5560 3333

W:wtco.com.au

E: sales@wtco.com.au



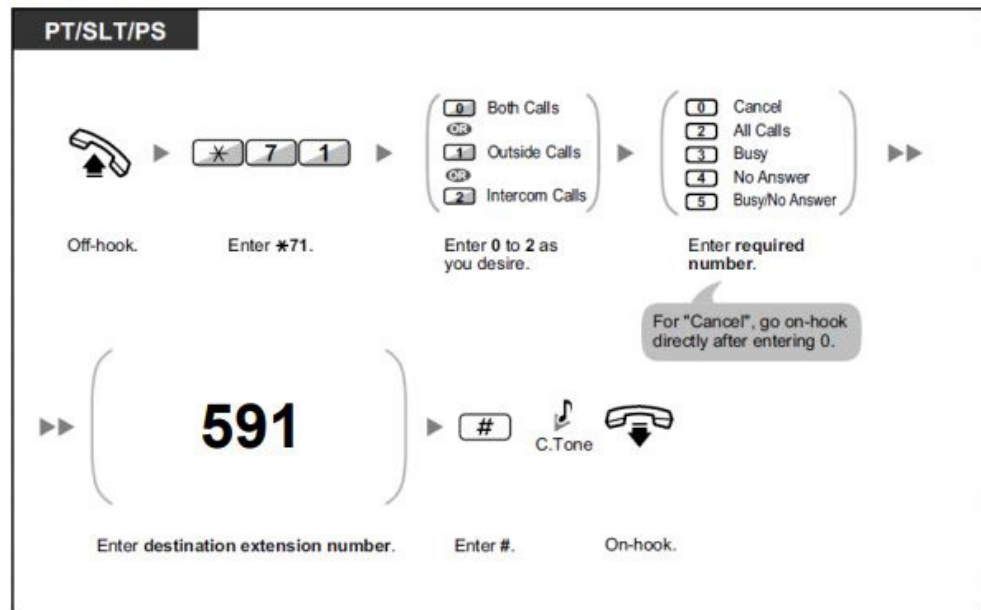
WTCO
WE TRANSFORM COMMUNICATIONS

Start Your Digital Transformation
With Us.

Panasonic- Handset Programming Call Forwarding

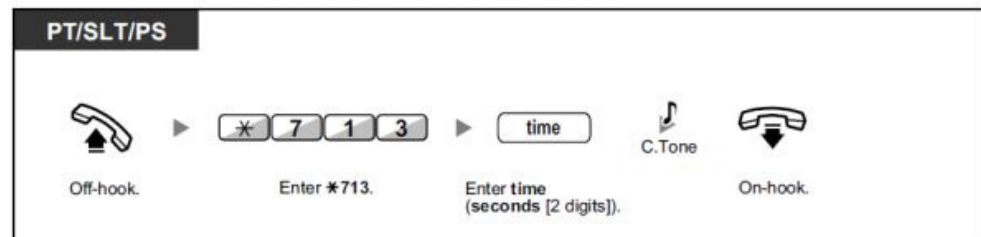
Forwarding calls to Voice Mail

To set/cancel



To activate Busy/No Answer to Voicemail press the Speaker key then dial
***71 0 5 591 #**

To set the timer for "No Answer" and "Busy/No Answer"



PH 03 5560 3333

W:wtco.com.au

E: sales@wtco.com.au

To forward all calls to mobile press speaker
key and dial *71020 (mobile number)#